

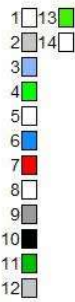
ITH Quilted Mug Rugs - Pop-Up Campers - 5x7 Hoop

The first five color stops in each design are for sewing the trims in the hoop. The next set of steps are a set of color stops for the text and the graphic part of the design. The last steps complete the mug rug entirely in the hoop with a satin stitch. The instructions will show you how to do these with fewer color changes!



File: Pop-up01.pes
Stitches: 19248
Size: 7.04x5.05 "

Colors: 10/13
Stops: 12



File: Pop-up02.pes
Stitches: 17599
Size: 7.04x5.05 "

Colors: 10/14
Stops: 13



File: Pop-up03.pes
Stitches: 16467
Size: 7.04x5.05 "

Colors: 9/12
Stops: 11




File: Pop-up04.pes
Stitches: 18210
Size: 7.04x5.05 "

Colors: 10/14
Stops: 13



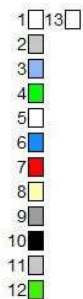
File: Pop-up05.pes
Stitches: 14055
Size: 7.04x5.05 "

Colors: 10/15
Stops: 14




File: Pop-up06.pes
Stitches: 14246
Size: 7.04x5.05 "

Colors: 9/15
Stops: 14



File: Pop-up01.pes
Stitches: 19248
Size: 178.8x128.2 mm

Colors: 10/13
Stops: 12



File: Pop-up02.pes
Stitches: 17599
Size: 178.8x128.2 mm

Colors: 10/14
Stops: 13




File: Pop-up03.pes
Stitches: 16467
Size: 178.8x128.2 mm

Colors: 9/12
Stops: 11



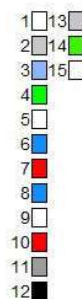
File: Pop-up04.pes
Stitches: 18210
Size: 178.8x128.2 mm

Colors: 10/14
Stops: 13



File: Pop-up05.pes
Stitches: 14055
Size: 178.8x128.2 mm

Colors: 10/15
Stops: 14



File: Pop-up06.pes
Stitches: 14246
Size: 178.8x128.2 mm

Colors: 9/15
Stops: 14