
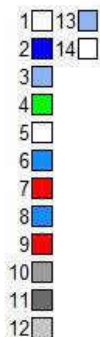


ITH Quilted Mug Rugs - Nurses - 6x10 Hoop

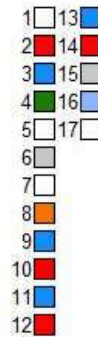
The first five color stops in each design are for sewing the trims in the hoop. The next set of color stops are the text. The second to last set of steps are the graphic part of the design. The last steps complete the mug rug entirely in the hoop with a satin stitch.




File: MugRugNurse01.pes
Stitches: 17340
Size: 9.03x5.83 "
Size: 229.3x148.2 mm
Colors: 8/14
Stops: 13
Stops: 13



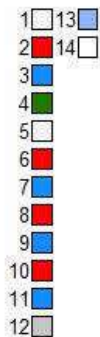
File: MugRugNurse02.pes
Stitches: 16282
Size: 9.03x5.83 "
Size: 229.3x148.2 mm
Colors: 9/14
Stops: 13
Stops: 13



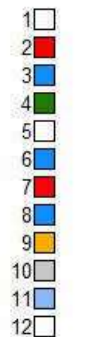
File: MugRugNurse03.pes
Stitches: 17624
Size: 9.03x5.83 "
Size: 229.3x148.2 mm
Colors: 7/17
Stops: 14
Stops: 14



File: MugRugNurse04.pes
Stitches: 15412
Size: 9.03x5.83 "
Size: 229.3x148.2 mm
Colors: 7/13
Stops: 12
Stops: 12



File: MugRugNurse05.pes
Stitches: 17310
Size: 9.03x5.83 "
Size: 229.3x148.2 mm
Colors: 6/14
Stops: 13
Stops: 13



File: MugRugNurse06.pes
Stitches: 16848
Size: 9.03x5.83 "
Size: 229.3x148.2 mm
Colors: 7/12
Stops: 11
Stops: 11

